



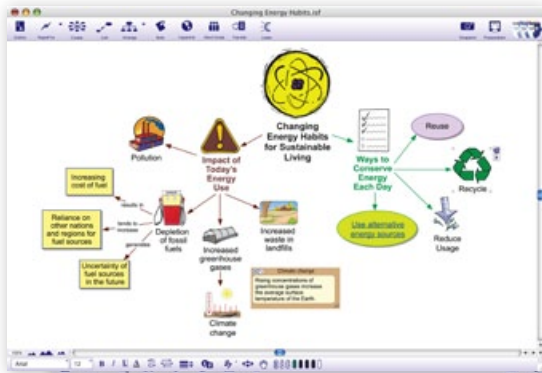
# What's New in Inspiration® 9

For 21st century students, success depends on strong reading, writing, critical thinking and organizational skills, along with the ability to retain information, understand complex content and communicate knowledge effectively. In every subject and across a wide spectrum of projects, the new Inspiration® 9 provides an essential framework for thinking—helping 21st century students achieve more as they comprehend, create and communicate knowledge successfully.

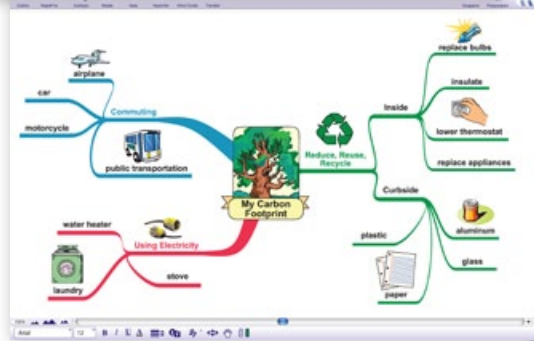
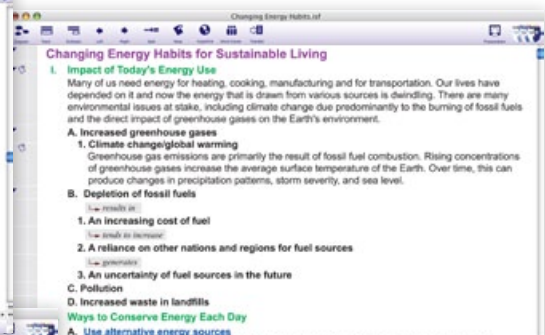
## The new Inspiration 9 now includes:

- More visual tools that improve understanding, retention and communication
- A powerful NEW visual view to create and think with mind maps
- More capabilities for organizing, outlining and writing
- A NEW Presentation Manager to develop polished presentations and demonstrate knowledge
- More ways to share your work and create better projects

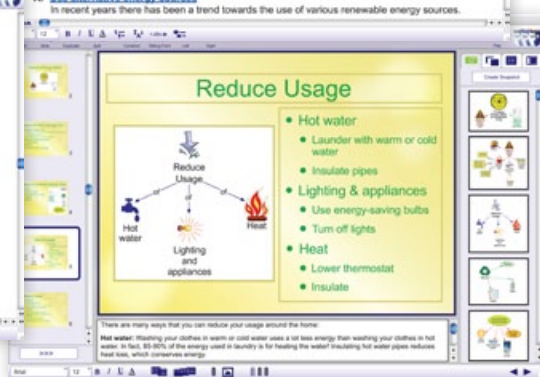
Diagram View



Outline View



Map View



Presentation Manager

*"Inspiration 9 is familiar but improved. It takes information to a higher level, giving students the tools to analyze, synthesize and present their thoughts to others. It also helps linear learners create mind maps and visual learners create order. What a great way to bring different types of learners to shared understanding!"*

—Deb Logan  
 Librarian/Media Specialist  
 Mount Gilead Middle/High School  
 Mount Gilead, OH



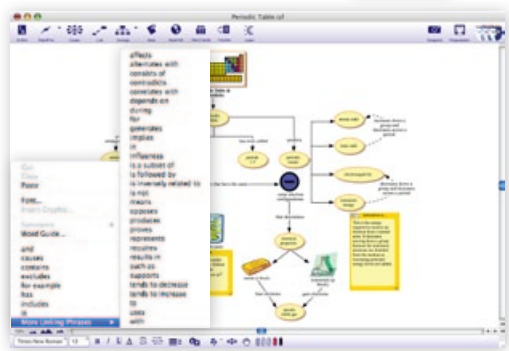
## More visual thinking support in Diagram View to strengthen understanding, retention and communication

### Symbols to support curriculum content

Easily find images to visually represent concepts with more symbols that support curriculum content.



Find images in subject-specific symbol libraries



### Linking Phrases

Label concept map links using built-in Linking Phrases to explain relationships between ideas more clearly.

### Lock items in place

Keep elements in your diagram from being moved or deleted by locking symbols.

## A powerful NEW Map View to think and create with mind maps

### Subtopic Quick Control and RapidFire®

Add new topic and subtopic branches with one click or use Inspiration's signature RapidFire® tool.

### Symbols

Use Inspiration's full collection of symbols to visually anchor ideas and information in Map View.

### Central Idea Symbol Library

Choose from unique symbols designed specifically to represent the central idea on a mind map.

### Formatting tools

Differentiate and emphasize ideas using colors, and font sizes and styles.

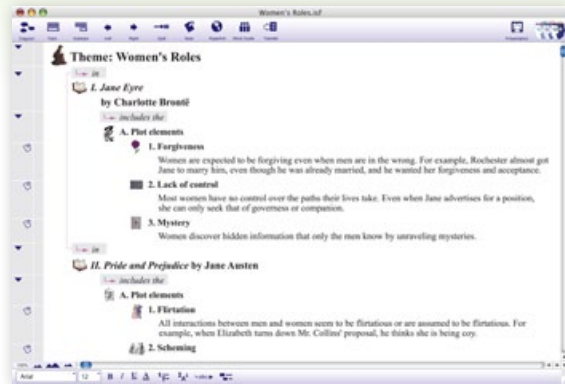
### Rearrange ideas

Rearrange, organize and graft ideas to other branches simply by dragging and dropping.

### Visually integrated notes

Explore ideas, record research and begin writing with notes.

## More capabilities for organizing, outlining and writing added to Outline View



### Link text in outlines

See all of the connections made in Diagram View by displaying link text in Outline View.

### Symbols in Outline View

Visualize your connections and anchor words in your outline with the option to show symbols used in Diagram and Map Views.

### Power outlining tools

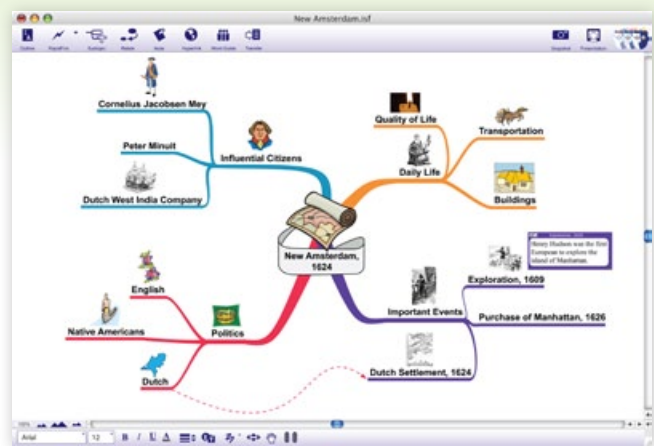
Organize and outline faster with specialized tools. Take multiple topics and instantly make them one topic using Combine Topics and use Break Apart to convert one long note with multiple ideas into separate topics.

### Word Count

Meet assignment requirements as Inspiration records the total word and page count of your document.

### Sound and video in notes

While researching, import audio and video into your notes and play them directly from Outline View.



### Relationship tool

Show connections among branches and topics with the Relationship tool. Add link text to describe the association between ideas.

### Integrated Outline View

Instantly transform your mind map into an outline to develop your writing.

## NEW Presentation Manager to develop polished presentations and demonstrate knowledge and understanding

### Easy slide creation and editing

Presentation Manager automatically generates slides and snapshot graphics from your diagrams, mind maps and outlines to jumpstart the creation of your presentation. Add, duplicate, delete, and reorder slides and talking points to develop and communicate your message effectively.

### Speaker notes

When first starting Presentation Manager, Inspiration places notes from your document into Speaker Notes. Add supporting information or edit notes to clarify your points of view.

### Snapshot tool

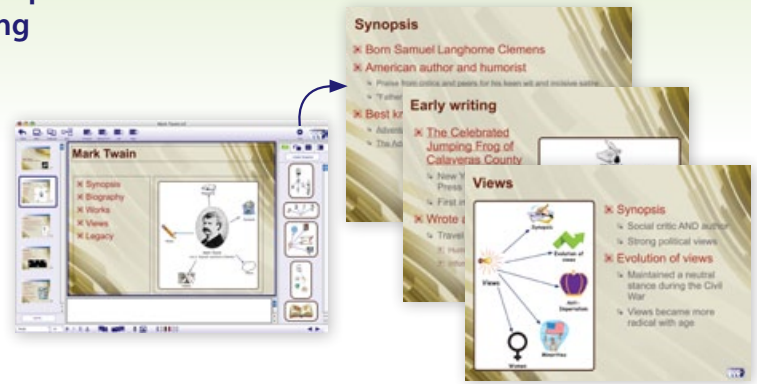
Communicate your ideas visually by capturing parts of your diagram or mind map and including them in your slides, or drag and drop in other graphics from your computer and the Internet.

### Multimedia support

Add impact to talking points by including videos and sound that play directly from your presentation.

### Ready-made background themes

Use one of several pre-designed slide themes that combine backgrounds, colors, and font and bullet styles, or customize your own, to create visually cohesive and polished presentations. Each theme also comes with its own unique title slide.



### Pre-defined slide layouts

Choose from a variety of slide layouts using containers that hold text, bullets and graphics. Easily add, delete or rearrange containers to showcase and communicate your key points.

### Slide Sorter

Manage the slides in your presentation easily—use the Slide Sorter to preview and rearrange the order of your slides or select several slides and apply effects to all of them at once.

### Hyperlinks

Access online resources directly from your presentation with hyperlinks.

### Slide transitions

Choose from a number of slide transition options or reveal your talking points one at a time to engage your audience.

### Print options

Print slides in various handout formats for practice and reference, including 3x5 and 4x6 note cards for oral presentations.

## More ways to share work and create better projects

### Export to PDF or Microsoft PowerPoint

Export easily to PDF or Microsoft PowerPoint for even more flexibility in sharing your work.

### Inspiration® Presenter

Play presentations directly from Inspiration or from any Windows® or Macintosh® computer using the free stand-alone player available on the installation disc or at [www.inspiration.com](http://www.inspiration.com).

### Easily access a variety of resources to better integrate Inspiration with your curriculum

Access Inspiration's library of examples, lesson plans and videos to help you start using Inspiration with confidence and creativity. QuickTour multimedia presentations illustrate the key features of Inspiration. See how students use Inspiration to brainstorm ideas, structure thoughts and visually communicate concepts to strengthen understanding.



When using two monitors, viewers see just the presentation while speakers see their notes and more.

### Speaker monitor support

Present projects created in Presentation Manager with a single computer screen or take advantage of speaker monitor support that shows speaker notes and presenter information when using a second monitor.



9400 SW Beaverton Hillsdale Hwy, Ste 300 • Beaverton, OR 97005-3300  
503-297-3004 • 800-877-4292 • [www.inspiration.com](http://www.inspiration.com)